



# ALKE

## Heating Technology

101 SK-TE-TH



21 SK-TE



41 SK-TE



81 TE-THI



**Ceramic Brooders**



**HEATING**



# CERAMIC series

## gas brooders



### 21 SK-TE

Gas	P (mBar)
Propane	50
	50 - 150
	300 - 1400
Nat. Gas	25
	50

Capacity	375-750 Kcal/hr
	435-870 Watt
Consumption	60 gr/h
	0,1 m3/h
Weight	2,8 Kg

- Dust Filter
- Thermo Electric



### 41 SK-TE

Gas	P (mBar)
Propane	50
	50 - 150
	300 - 1400
Nat. Gas	25
	50

Capacity	750-1500 Kcal/hr
	870-1750 Watt
Consumption	120 gr/h
	0,2 m3/h
Weight	3,4 Kg

- Dust Filter
- Thermo Electric



### 41 SK-TE-TH

Gas	P(mBar)
Propane	50
	150
	1400
Nat. Gas	25
	50

Capacity	750-1500 Kcal/hr
	870-1750 Watt
Consumption	120 gr/h
	0,2 m3/h
Weight	3,4 Kg

- Dust Filter
- Thermo Electric
- Thermostat Capilar



### 41 SK-TE-THI

Gas	P(mBar)
Propane	50
	150
	1400
Nat. Gas	25
	50

Capacity	750-1500 Kcal/hr
	870-1750 Watt
Consumption	120 gr/h
	0,2 m3/h
Weight	3,4 Kg

- Dust Filter
- Thermo Electric
- Thermostat Internal



# CERAMIC series

## gas brooders



### 41 SK-TE-EID-230

Gas	P(mBar)
Propane	50
	50-150
Nat. Gas	25

Capacity	750-1500 Kcal/hr
	870-1750 Watt
Consumption	120 gr/h
	0,2 m3/h
Weight	3,4 Kg

Dust Filter

Thermo Electric

Electronic Ignition



### 41 SK-TE-EID-MK-230

Gas	P(mBar)
Propane	50
	50-150
Nat. Gas	25

Capacity	750-1500 Kcal/hr
	870-1750 Watt
Consumption	120 gr/h
	0,2 m3/h
Weight	3,4 Kg

Dust Filter

Thermo Electric

Electronic Ignition

Hi/Lo Solenoid Valve



### 41 SK-TE-WVL-MK-230/24

Gas	P(mBar)
Propane	50
	50-150
Nat. Gas	25
	300-1400


Capacity	750-1500 Kcal/hr
	870-1750 Watt
Consumption	120 gr/h
	0,2 m3/h
Weight	3,4 Kg

Dust Filter

Thermo Electric

Pilot Flame

Hi/Lo Solenoid Valve



### 81 SK-TE

Gas	P (mBar)
Propane	50
	50 - 150
	300 - 1400
Nat. Gas	25
	50

Capacity	1500-3000 Kcal/hr
	1740-3500 Watt
Consumption	240 gr/h
	0,4 m3/h
Weight	4,6 Kg

Dust Filter

Thermo Electric





# CERAMIC series

## gas brooders



### 81 SK-TE-TH

Gas	P(mBar)
Propane	50
	150
	1400
Nat. Gas	25
	50

Capacity	1500-3000 Kcal/hr
	1740-3500 Watt
Consumption	240 gr/h
	0,4 m3/h
Weight	4,6 Kg

Dust Filter

Thermo Electric

Thermostat Capilar



### 81 SK-TE-THI

Gas	P(mBar)
Propane	50
	150
	1400
Nat. Gas	25
	50

Capacity	1500-3000 Kcal/hr
	1740-3500 Watt
Consumption	240 gr/h
	0,4 m3/h
Weight	4,6 Kg

Dust Filter

Thermo Electric

Thermostat Internal



### 81 SK-TE-EID-230

Gas	P(mBar)
Propane	50
	50-150
Nat. Gas	25

Capacity	1500-3000 Kcal/hr
	1740-3500 Watt
Consumption	240 gr/h
	0,4 m3/h
Weight	4,6 Kg

Dust Filter

Thermo Electric

Electronic Ignition



### 81 SK-TE-EID-MK-230

Gas	P(mBar)
Propane	50
	50-150
Nat. Gas	25

Capacity	1500-3000 Kcal/hr
	1740-3500 Watt
Consumption	240 gr/h
	0,4 m3/h
Weight	4,6 Kg

Dust Filter

Thermo Electric

Electronic Ignition

Hi/Lo Solenoid Valve



# CERAMIC series

## gas brooders



### 81 SK-TE-WVL-TH

Gas	P(mBar)
Propane	50
Nat. Gas	25

Capacity	1500-3000	Kcal/hr
	1740-3500	Watt
Consumption	240	gr/h
	0,4	m3/h
	4,6	Kg

Dust Filter

Thermo Electric

Pilot Flame

Thermostat Capilar



### 81 SK-TE-WVL-MK-230/24

Gas	P(mBar)
Propane	50
Nat. Gas	25

Capacity	1500-3000	Kcal/hr
	1740-3500	Watt
Consumption	240	gr/h
	0,4	m3/h
	4,6	Kg

Dust Filter

Thermo Electric

Pilot Flame

Hi/Lo Solenoid Valve



### 101 SK-TE

Gas	P (mBar)
Propane	50
	50 - 150
	300 - 1400
Nat. Gas	25
	50

Capacity	2250-4500	Kcal/hr
	2600-5200	Watt
Consumption	360	gr/h
	0,6	m3/h
	5,3	Kg

Dust Filter

Thermo Electric



### 101 SK-TE-TH


Gas	P(mBar)
Propane	50
	150
	1400
Nat. Gas	25
	50

Capacity	2250-4500	Kcal/hr
	2600-5200	Watt
Consumption	360	gr/h
	0,6	m3/h
	5,3	Kg

Dust Filter

Thermo Electric

Thermostat Capilar





# CERAMIC series

## gas brooders



### 101 SK-TE-THI

Gas	P(mBar)
Propane	50
	150
	1400
Nat. Gas	25
	50

Capacity	2250-4500	Kcal/hr
	2600-5200	Watt
Consumption	360	gr/h
	0,6	m <sup>3</sup> /h
Weight	5,3	Kg

Dust Filter

Thermo Electric

Thermostat Internal



### 101 SK-TE-EID-230

Gas	P(mBar)
Propane	50
	50-150
Nat. Gas	25

Capacity	2250-4500	Kcal/hr
	2600-5200	Watt
Consumption	360	gr/h
	0,6	m <sup>3</sup> /h
Weight	5,3	Kg

Dust Filter

Thermo Electric

Electronic Ignition



### 101 SK-TE-EID-MK-230

Gas	P(mBar)
Propane	50
	50-150
Nat. Gas	25

Capacity	2250-4500	Kcal/hr
	2600-5200	Watt
Consumption	360	gr/h
	0,6	m <sup>3</sup> /h
Weight	5,3	Kg

Dust Filter

Thermo Electric

Electronic Ignition

Hi/Lo Solenoid Valve



### 101 SK-TE-WVL-MK-230/24

Gas	P(mBar)
Propane	50
Nat. Gas	25

Capacity	2250-4500	Kcal/hr
	2600-5200	Watt
Consumption	360	gr/h
	0,6	m <sup>3</sup> /h
Weight	5,3	Kg

Dust Filter

Thermo Electric

Pilot Flame

Hi/Lo Solenoid Valve



# CERAMIC series

## gas brooders



### 101 SK-TE-WVL-TH

Gas	P(mBar)
Propane	50
Nat. Gas	25


Capacity	2250-4500	Kcal/hr
	2600-5200	Watt
Consumption	360	gr/h
	0,6	m3/h
Weight	5,3	Kg

Dust Filter

Thermo Electric

Pilot Flame

Thermostat Capilar



**Other Models and custom solutions can be requested.**  
**Contact your local dealer for more information.**

ALKE BV - Industrielaan 11a - 3925 BD Scherpenzeel - The Netherlands

+31 (0)33 277 3824 +31 (0)33 277 3080 info@alke.nl

www.alke.nl






# CERAMIC series

## gas brooders

The ALKE ceramic gasbrooders are a very reliable solution for heating in live-stock environments. Not only poultry but also pigs- and cattle housing can be very well heated with these gasbrooders.

Although the ALKE ceramic gasbrooder is a classic design, it has proofed to be very sustainable and reliable.

For every situation we have developed an appropriate control device. The ALKEtherm regulation systems are a very efficient way to regulate the heaters and in the same time offer all the safety and energy savings you need.



The entire scope of equipment for the ALKE heaters is extensive! From quick-couplers, pressure regulators to thermostat. You want it, we have it! That ensures you that you will have a complete heating solution for your needs.



ALKE BV - Industrielaan 11a - 3925 BD Scherpenzeel - The Netherlands

☎ +31 (0)33 277 3824 📠 +31 (0)33 277 3080 ✉ info@alke.nl

🌐 www.alke.nl